

JUNIOR




SERIE 1



SERIE 2



SERIE 3



SERIE 4



Enrique Trucco e Hijos S.A.

FABRICACIÓN - IMPORTACIÓN - DISTRIBUCIÓN

Av. San Juan 3958/60 C1233ABW Ciudad Autónoma de Bs. As República Argentina.
(5411)49312138 Fax (5411)49317439 info@truquito.com.ar www.truquito.com.ar



BARCO

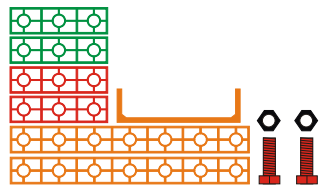

guía de armado



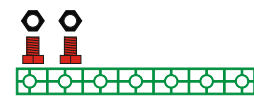

Conserve este material para futuras referencias

CONSTRUYENDO
SERIE 4

PASO 1



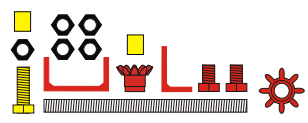

PASO 2




PASO 3




PASO 4



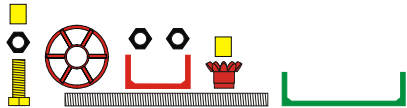


PASO 5


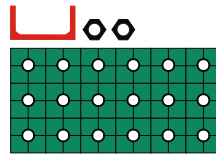





PASO 6



PASO 7



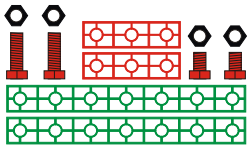
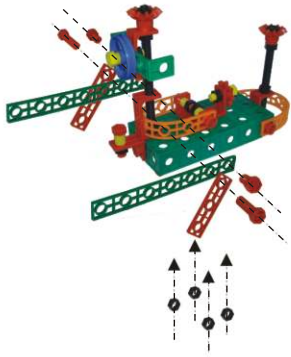
PASO 8



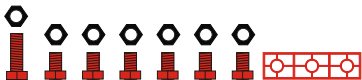

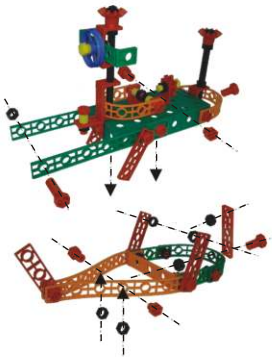
PASO 9



PASO 10

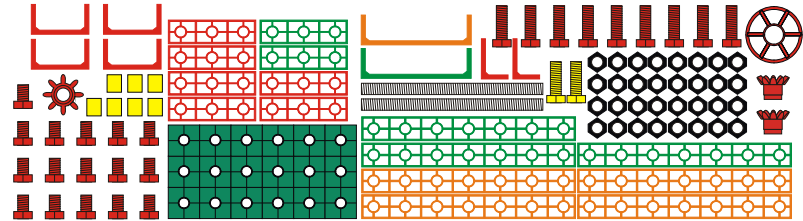


PASO 11

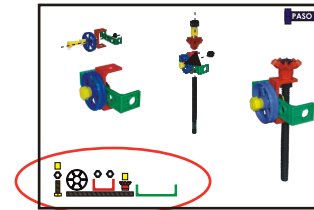


SABIOS CONSEJOS

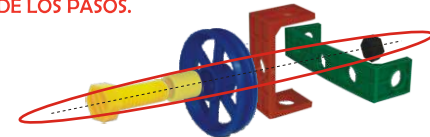
ANTES DE EMPEZAR A ARMAR TU CONSTRUYENDO, TE RECOMENDAMOS CONTAR Y SEPARAR TODAS LAS PIEZAS, COMO MOSTRAMOS ABAJO, PORQUE ASI RESULTARAN MAS FACILES LOS DISTINTOS PASOS A SEGUIR.



EN CADA UNO DE LOS PASOS PODES ENCONTRAR LAS PIEZAS NECESARIAS EN UNA DE LAS ESQUINAS DEL CUADRO.



LAS PIEZAS SE UNEN ENTRE SI MEDIANTE TORNILLOS Y TUERCAS. PARA SABER POR DONDE DEBEN PASAR LOS TORNILLOS, TE PUEDES GUIAR POR LAS LINEAS PUNTEADAS QUE FIGURAN EN CADA UNO DE LOS PASOS.



BUENA SUERTE!!!

* Si querés saber más acerca de Construyendo entrá a www.truquito.com.ar y descubrinós!!!